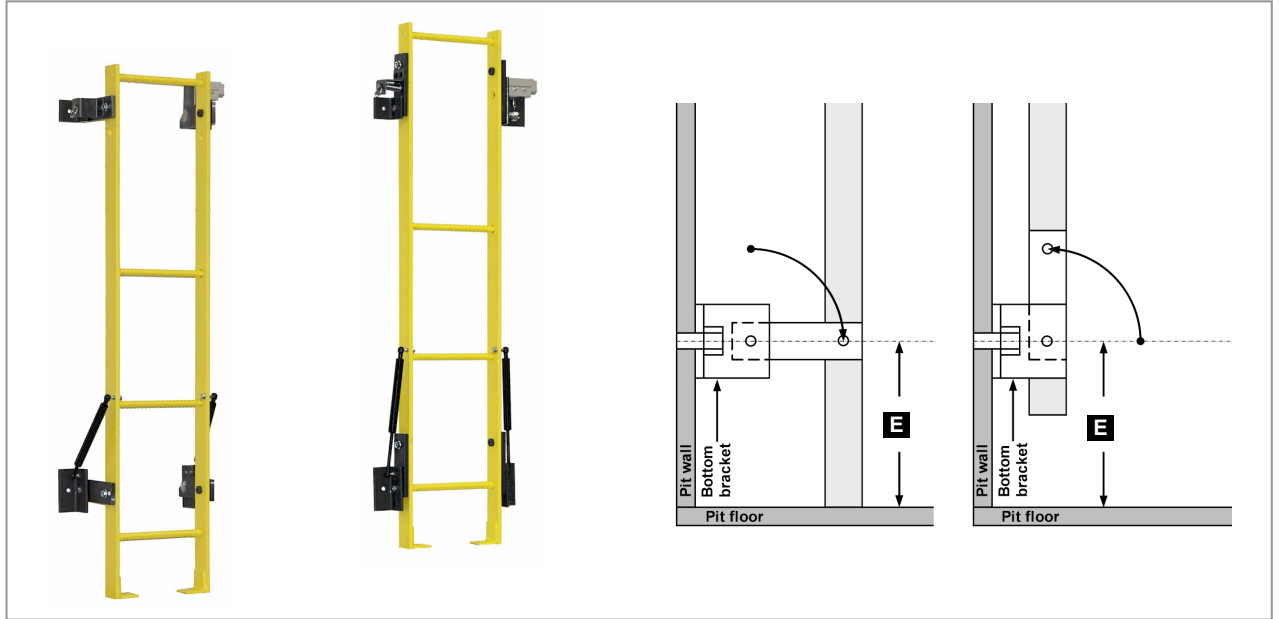
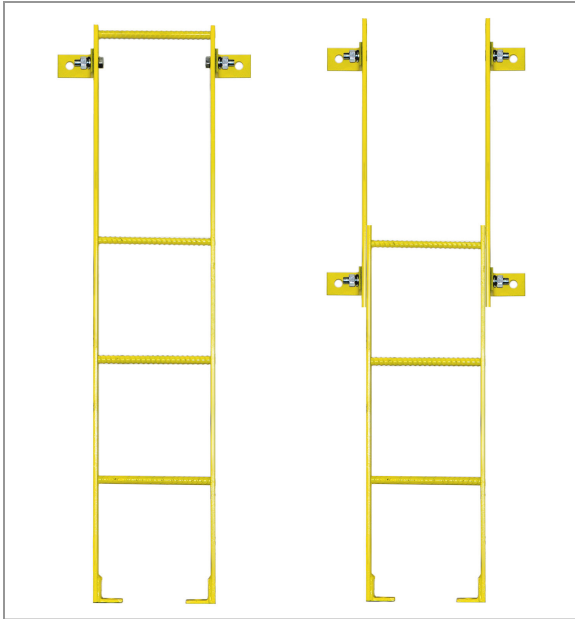


PIT LADDERS - CUSTOM AND STANDARD

All pit ladders built from solid steel. Rebar rungs 5/8" diameter, inserted into 3/8" x 2" sides and welded. Ladders painted with gray primer or yellow industrial enamel. Standard ladders – in stock. Custom ladders – available for quick shipment!



Custom Pit Ladders

- Wall brackets bolted to sides
- Floor brackets welded to ladder sides
- Made as one or multiple section ladder
- Sectional ladder comes with additional brackets
- Up to 30' long; worksheet required

Standard One Piece Pit Ladders

- Wall brackets bolted to ladder sides
- Floor brackets welded to ladder sides

Model PL8 • 16"W x 8'L

Model PL8-8 • 12.75"W x 8'L

Standard Collapsible Pit Ladders

- Folds in half for shipping
- Floor brackets welded to ladder inner sides
- Center brackets at point of pivot provide rigidity when installed

Model PL8C-8 • 16"W x 8'L

Custom Retractable Pit Ladders

- Extend forward (down) to allow access to pit
- Retract (up) to lock ladder in place to allow elevator to run
- Safety switch, left or right, prevents elevator operation when ladder down
- Top pin lock, left or right, secures ladder position
- Gas spring assist to retract the ladder
- Made as one or multiple section ladder
- Sectional ladder comes with additional brackets
- Up to 18' long; worksheet required

Installation:

1. Measure the distance **E** between center of pivot and bottom of the ladder. Standard distance is 16", but for custom ladders, it can vary. 2. Mark centers of mounting holes on the pit wall at distance **E** from the pit floor, for two bottom ladder brackets. 3. Fasten bottom brackets to the pit wall. Ladder stays on the floor. 4. Pull back retaining pin at the ladder top to release the bracket. Mark positions for remaining brackets and fasten in place.

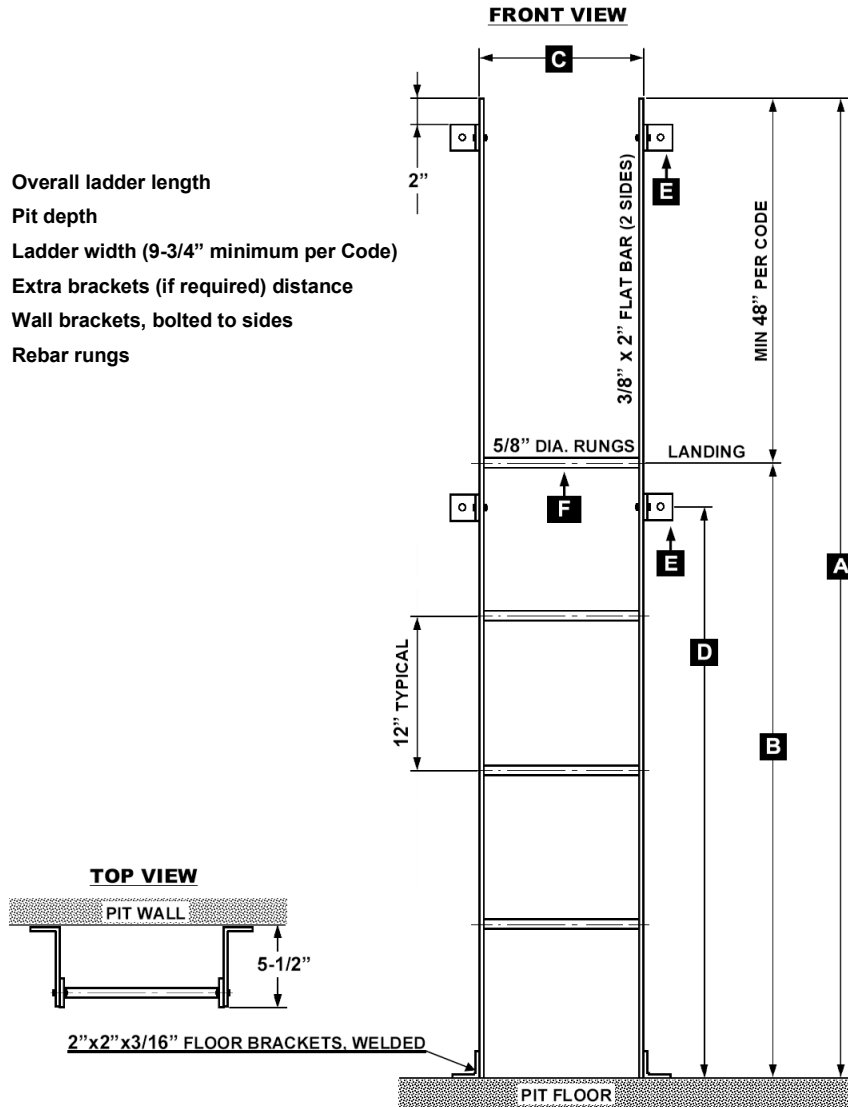
QUALITY
ELEVATOR PRODUCTS, INC.

PL8-061217

Quality Elevator Products, Inc. • 7760 Merrimac Ave. Niles, IL 60714 • Phone: (847) 581-0085 • Fax: (847) 581-0095 • www.qualityelev.com

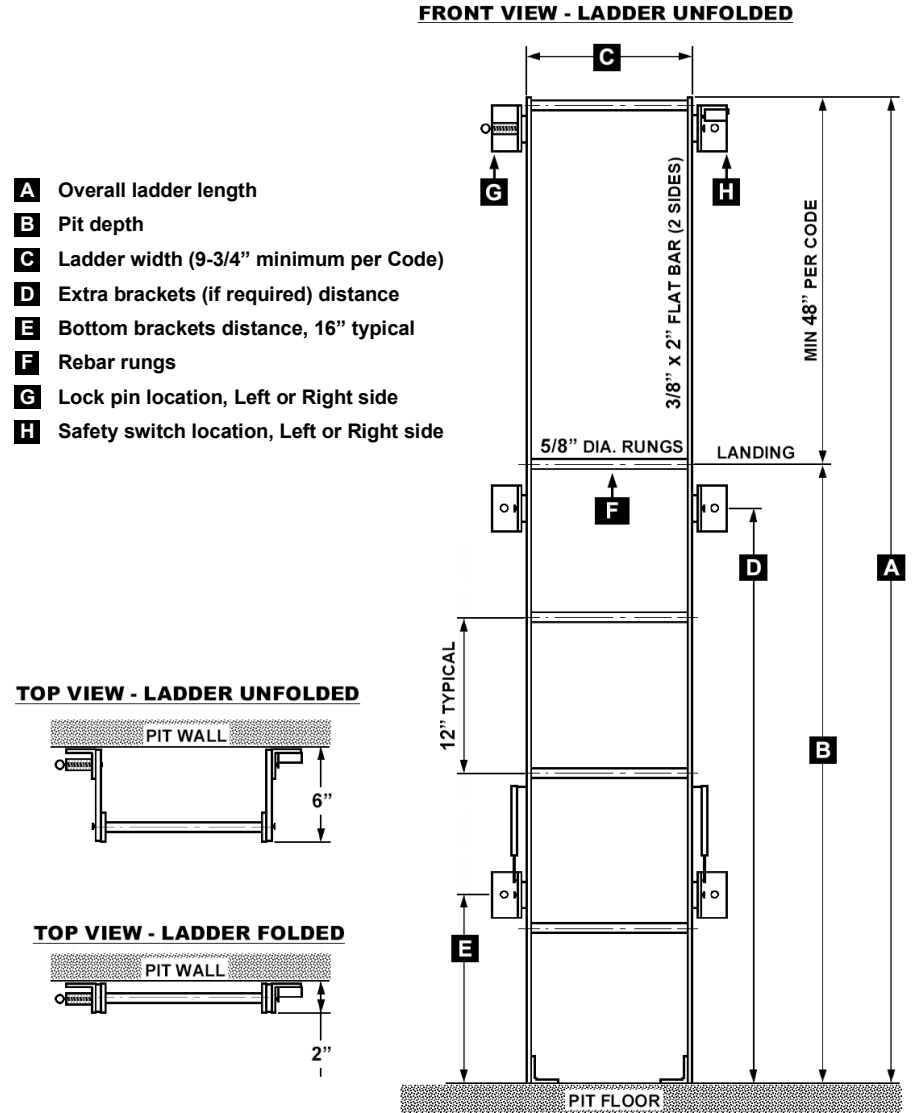
Pit Ladder

- A** Overall ladder length
- B** Pit depth
- C** Ladder width (9-3/4" minimum per Code)
- D** Extra brackets (if required) distance
- E** Wall brackets, bolted to sides
- F** Rebar rungs



Retractable Pit Ladder

- A** Overall ladder length
- B** Pit depth
- C** Ladder width (9-3/4" minimum per Code)
- D** Extra brackets (if required) distance
- E** Bottom brackets distance, 16" typical
- F** Rebar rungs
- G** Lock pin location, Left or Right side
- H** Safety switch location, Left or Right side



QUALITY
ELEVATOR PRODUCTS, INC.